

Rogue Pens

The Calligraphers' Guild
of Southern Oregon

www.roguepens.org

Jan-Feb-Mar 2024



GYOTAKU (Fish print)

From the President's /Editor's Desk

Welcome to the first issue of the Rogue Pens under new editorship. It has been quite a learning curve, since we live in a different computer world from the previous editor, i.e. Mac vs PC. I want to thank JoAnn Evans for all her hard, thankless hours (HA HA HA) of help/collaboration with the newsletter layout. I also want to thank Mary Danca for her years of hard work as the editor of Rogue Pens. Until one has walked in these shoes, it is impossible to appreciate how hard this job can be, but also how gratifying too. (LOL)

I was proud and pleased with the Pascal Art Exhibit. Set-up was easy with the winery being very accommodating. Cynthia Griffin and Virginia Silbowitz were instrumental in coordination and hanging the show. A big thank-you to all those who showed up to assist. The reception was well attended and Pascal was quite pleased with the interest shown. Several pieces were sold during the month-long exhibit.

Thank you to Cynthia for conducting the Fish Printing /Gyotaku demo in February. Guild members got all "fishy" and "painty" and had a good time.

It has been gratifying to see the efforts by members to participate in the on-going "Hand of the Month" exercises. Although challenging at times, the learning curve is beneficial to everyone.

With Spring blooming and the birdies singing, go forth and letter.

Michael



The OR State Fair is Coming

Save the Date!! Aug 23 through Sept 2

Consider entering a calligraphic piece of your own this year. There are categories for various skill levels and work can be for sale. It is a great way to show the rest of the state that our guild is active. Steve Ostrander has volunteered to transport art work up to Salem and back.

More information can be found at:

<https://oregonstatefair.org/competitions/creative-living>





Cynthia with a printed fish. The eye is added last.

FISH PRINTS (GYOTAKU)



Carefully pulling the damp paper from the fish.



Joann Cleckner "painting" her fish.



Lightly spraying the rice paper to conform to the fish contours.

The highlight of the February 2024 meeting was a hands-on demonstration of Gyotaku by Cynthia Griffin. Japanese fisherman would record their catches by making prints, which they used as advertising and decorations on their walls. This practice dates back to the mid-1800's.



LEFT:
Michael Rowbottom painting his fish. Note the paper under the tail, which will be removed before making the final print.

BELOW:
Michael with his printed fish. The eye will be added later.



RIGHT:
Eleanor Lippman paints her fish.



BELOW:
She displays the finished print before adding the eye.



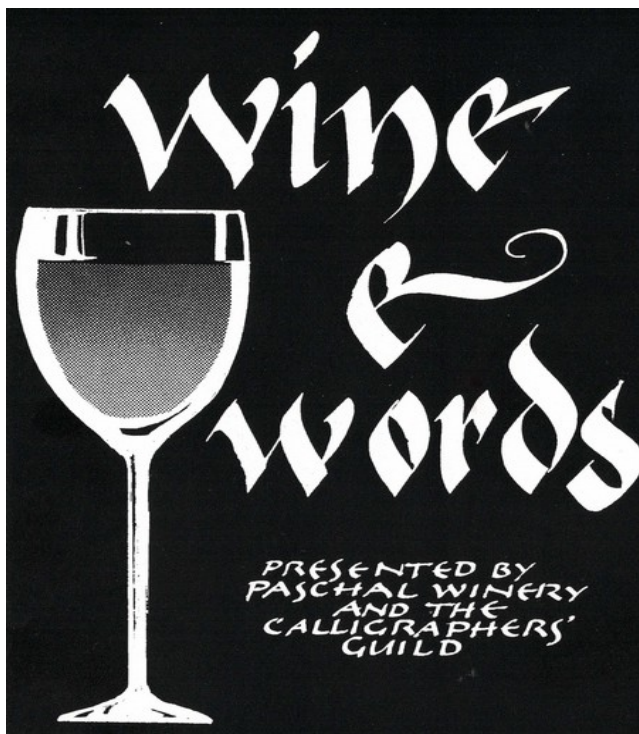
BELOW:
Carol Jones with her print.

Cynthia's suggestions:

- o Use daubers. Brushes leave marks.
- o Don't over ink. Go around eye—do not ink.
- o Use hand sanitizer to clean paint from hands and fish.
- o Don't get rice paper too wet with sprayer. Just enough to allow it to conform to the fish.
- o Press paper onto fish with palm. Then use clean dauber. Fingers leave prints.



- o Lift paper carefully with a low, slow pull.
- o When finished, clean fish with hand sanitizer and dry. Refrigerate.
- o When print is dry, more colors can be added to print, or adjusted.
- o Add eye. Make outer circle with prismacolor pencil and darken edges. Add pupil with black marker. Add highlight with toothpick and White-Out.



The Calligraphers' Guild presented a month-long art exhibit at Pascal Winery in Talent, OR during February.

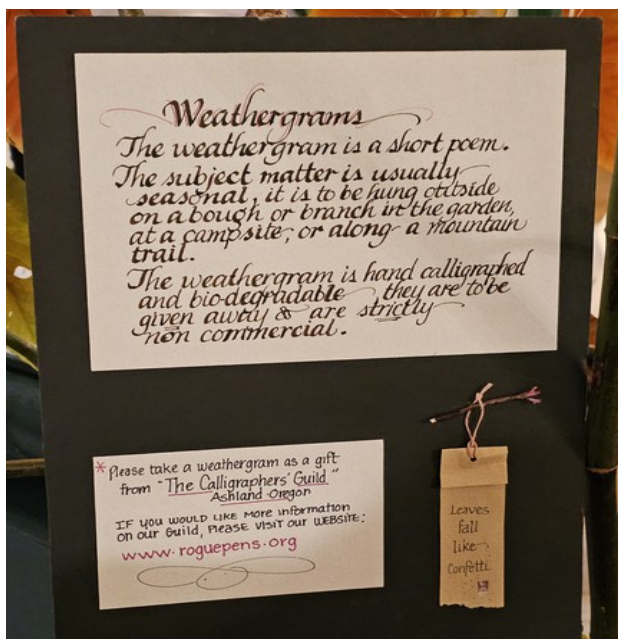
Seven members entered 26 pieces that encompassed a variety of calligraphic styles and media.



Eleanor Lippman and Steve Ostrander socialize during the art reception at Pascal winery.




Artwork by Phil Gagnon (L), JoAnn Evans (Middle) and Virginia Silbowitz (R) share a cozy corner of the winery tasting room.



Weathergrams were hung among the greenery and visitors were encouraged to take them home.




Cynthia Griffin / "Bread and Wine"



Steve Ostrander / "Music Life"




Anne Brooke / "My Barn"




JoAnn Evans / "I'm Aging Like Fine Wine"

This is a sampling of the artists who participated in this year's art exhibit at Pascal Winery.



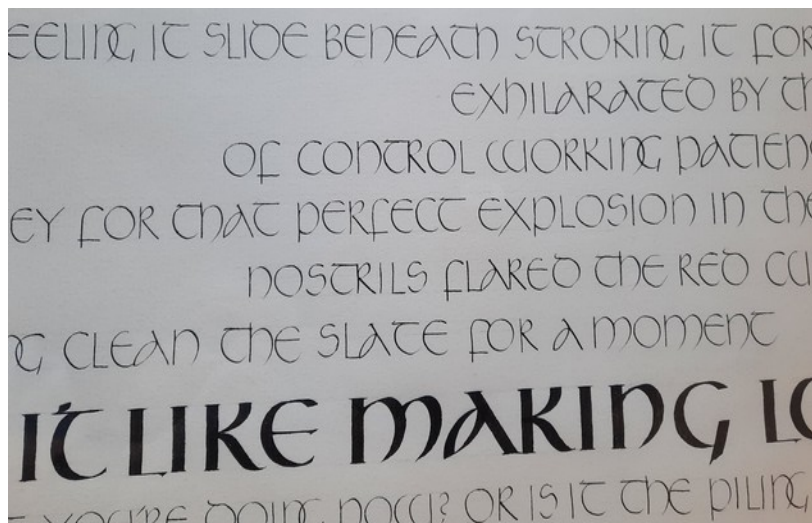
Virginia Silbowitz / "Weft Overlays Warp"



Pam Evans & JoAnn Evans / "The Universe"



Carol Jones / "Keep Calm and Pour On"



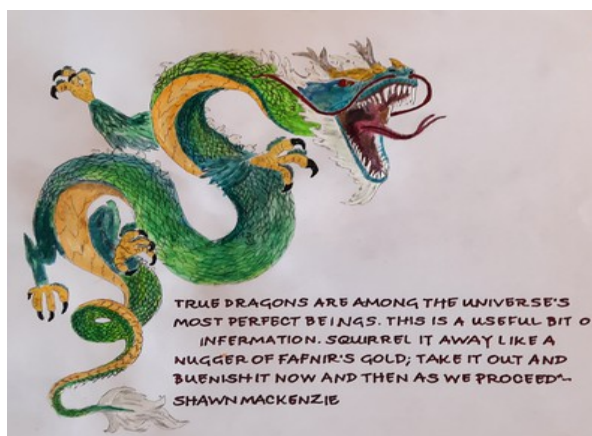
Virginia brought a sample of an Uncial variation she did using a very small Brause nib. It has virtually no thick/thin quality to the lettering, so qualifies as a "monoline."



Virginia Silbowtiz

The Hand for the March 2024 meeting was Monoline.


Eleanor Lippman shared a very clever way to make an envelope to fit a card of any size, as well as a variety of card ideas and styles.



Michael Rowbottom



Carol Jones brought samples of the Nature/Leaf Printing she plans to share with the Guild in the Fall. The technique can be done on fabric or paper,



JoAnn Evans

In Memoriam Lynda Stevenson

In February of this year, we lost one of our long-time, loyal Guild members—Lynda Stevenson.

She was a “leftie” and she “hooked,” so everything calligraphic was upside-down and backward for her, but she bravely persevered.





She attended international calligraphy conferences, as well as state conferences and nearly every workshop and class offered in the area.

Over the years, she served in official Guild capacities and supported the Guild in its meetings, programs and activities.



An Open House for her will be held on Saturday, May 4 from 12-4 pm.
2109 Woodlawn Dr., Medford.

“Her passing was unexpected and she will be missed.”




Greeting Cards from Eleanor

I'm on a greeting card binge and here are some examples of cards I have made and sent recently.



"Thinking of you" cards



Most workshops offered these days help you to advance your skills in ways that don't really address the issues facing calligraphers in the real world.

Enjoy, J. Evans