

The Calligraphers' Guild

Serving Southern Oregon
www.roguepens.org
Spring 2023

President's Message:

Greetings All. I hope everyone is looking forward to Spring. February saw our first in-person/hybrid meeting at ScrappyCraft. After reviewing the recording, we will probably need to make some adjustments in the seating to improve the audio and camera angle. This is all a learning curve. Overall I think everyone enjoyed getting together in person after a long 3 year hiatus.

More interpersonal interaction also means being able to attend workshops and classes. ScrappyCraft has been very supportive in providing time and space for us to conduct instruction. Because any guild workshops would be listed on ScrappyCraft's website, more people will be aware of our activities.

Our guild members have a wide variety of interests and skills that would interest others.

I hope that our guild members take advantage of the monthly challenges. They were designed to provide incentive to try new tools and techniques for everyone. At the end of the year, one could have a sketchbook of their favorite subject and have learned something in the process.

Unfortunately, our fall exhibit at Art Presence has been cancelled for this year. Disappointing as this is, I feel it is important to maintain our presence in the public eye. We will be looking for alternate venues for a summer exhibit/sale. This might also be an opportunity to display existing artwork as well as new pieces.

Looking forward to a busy, productive spring and summer,
Michael



Vicci Ewen, sampler

Theme for Guild Meetings: The Creative Journal 2023

The project for this year allowed members to choose a subject they are interested in and at meeting show how they developed their subject using the assigned techniques or tool for the month. Some ideas: flowers, birds, cats, faces, dragons, fish, horses, shapes. Select something that interests you and have fun expanding on it. The techniques for the entire year are listed in the panning meeting notes. Techniques for the next three months are:

March -- Abstract

April -- Watercolor / One color

May -- Colored Pencils

Resources

<https://artistatticsales.com>

<https://www.centralartssupply.com>

<https://www.strathmoreartiststudio.com/> (many free lessons)

https://www.johnnealbooks.com/prod_detail_list/online-classes

<https://www.skillshare.com/browse/calligraphy>

<https://www.portlandsocietyforcalligraphy.org/wp-content/uploads/2020/08/online-classesAUG-2020.pdf>

<https://www.facebook.com/RoguePens>

Members' Artwork

Spring 2023



Steve Ostrander: a piece similar to his Art Presence entry, made for his granddaughter



JoAnn Evans: Playful, wooden pieces on magnetic board



Chris Ewing: January 2023 "collage"



JoAnn Evans: Happy Appy, paper and misc materials



Michael Rowbottom, texture for February.



Eleanor Lippman: how to make a woven heart

February Guild Meeting at Scrappy Craft and Zoom



Steve Ostrander., Pam Evans, Michael Rowbottom, Eleanor Lippman, JoAnn Evans, Cynthia Griffin, Lynda Stevenson, Joann Cleckner and on- screen via Zoom, Chris Ewen


Show and Tell





Michael Rowbottom



JoAnn Evans



Cynthia Griffin



Donated Book Giveaway
Virginia Silbowitz




The new classroom at Scrappy Craft for meetings

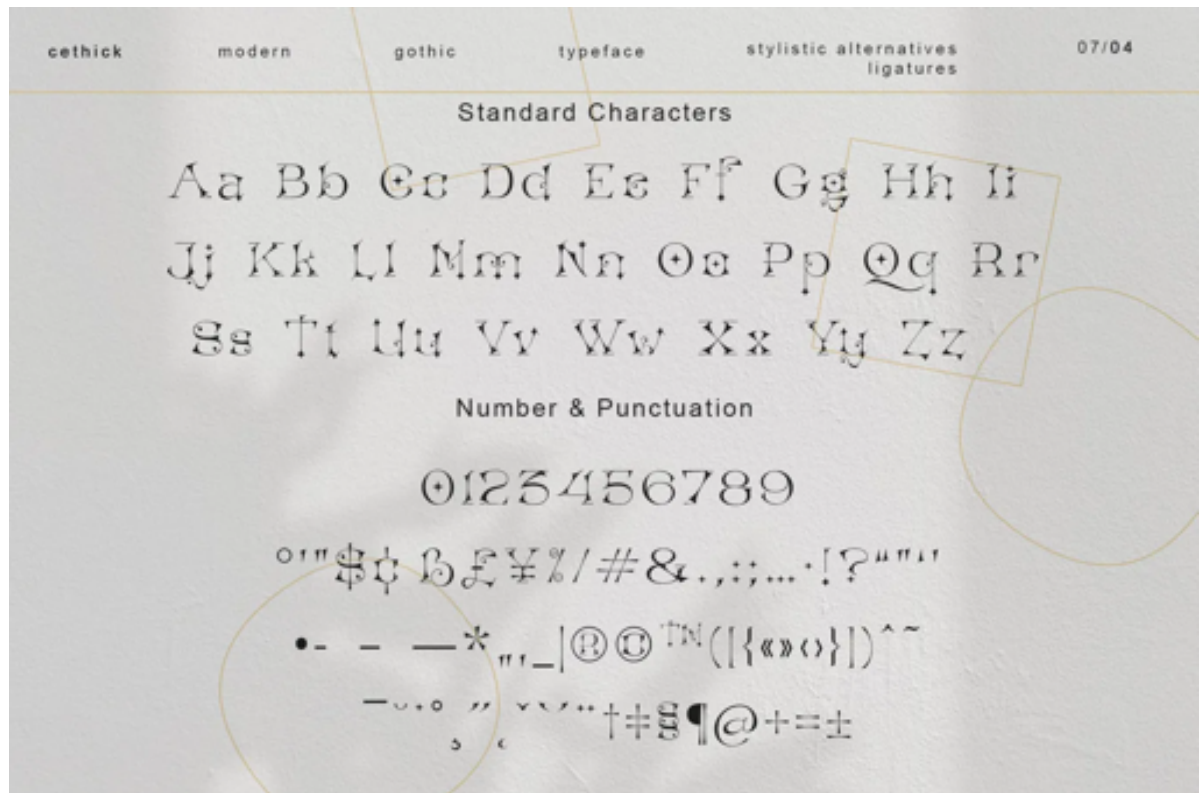
Hints and Ideas	Spring 2023
------------------------	-------------

Spring 2023


Steve Ostrander offered these interesting hands to experiment with. Please let me or Steve know if you would like a full size page



'Futhark' was used on rune stones during the viking era



'Cethik' is a modern treatment of Gothic.




Michael Rowbottom: January collage



Cynthia Griffin: Mona Lisa



Cynthia Griffin: 2 images: Mona Lisa, texture and collage



Carol Jones: Ox Year Symbol



JoAnn Evans: prismacolor pencils and rubbings from three

Memorial

Spring 2023

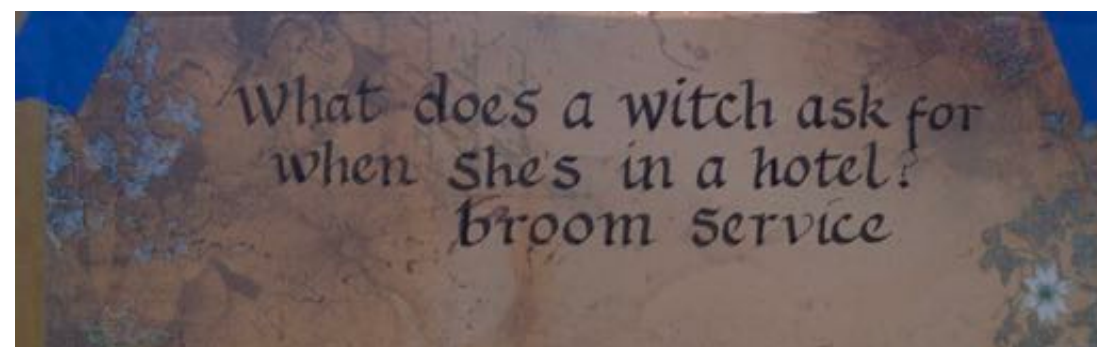
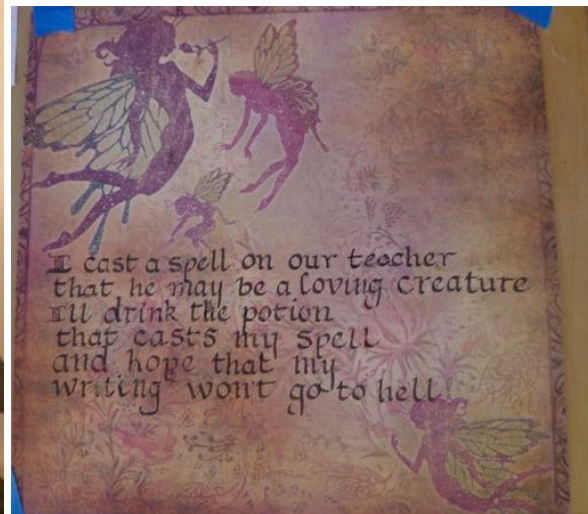
The Calligraphy Guild lost a long time member in February. Linda Mallicoat had been an active member of the guild since the early days and died after a long battle with cancer. Linda did not think she was a very good calligraphy though her work was always excellent, well thought out and playful. Much of her work was for her children and grandchildren who she loved so very much and was so devoted to. Linda dabbled in other arts and loved beadwork and collage. I knew Linda long before becoming a member of the guild and although she encouraged me long before I joined, I will always credit her for renewing my interest in calligraphy and art. Blessings to you my friend. We all miss you.

by Mary Danca



An a past issue, there was a section in the newsletter "Why I love calligraphy". We didn't get many responses but Linda did reply and this is what she said:

I love that our guild is so supportive and we have so many talented people in our group that present us with wonderful ideas, from which we can learn new ideas, fonts, textures, using all kinds of products and inks! It sparks our imagination! Plus it's fun! We can then put what we've learned into practice with our xmas cards, envelopes, book making, artwork for our homes, gifts for our friends!



Splash Alphabet
by Judy West

Draw or trace the letter in pencil.

In pencil draw a contour line on the inside of the letter and splashes.

Draw over your pencil lines in pen and rub out all pencil lines you can see.

Fill in random patch in 4 different colours, in the area between the two outlines and the splashes.

Outline each patch of colour in Pen

Draw a different doodle for each colour and a fifth doodle for the large uncoloured space inside the letter.

Facebook: Judy's Creative Doodling | Email: judywestdoodling1974@gmail.com

Fiddly Out-Line Alphabet
by Judy West

Draw or trace the letter in pencil.

In pen draw a scalloped line around the outside of the letter.

In pen draw irregular wiggly lines around the outside of the letter. Have those wiggly lines follow the dip in the scallop.

Add dots to the top and in the dips of the wiggly lines.

Add one or more doodle patterns to the empty space and colour if you wish.

Below is a sample of how I decorated the Letter 'G' using this design.

Facebook: Judy's Creative Doodling | Email: judywestdoodling1974@gmail.com

Bits and Pieces:

Zoom or live?

The February meeting was a live/zoom event and those in attendance all seemed pleased.

Minutes: Check with Eleanor if you do not receive your minutes. Cell (909) 228-7424
elippman@aol.com

Scrappy Craft Classes: For information on classes please call (541) 512-0040

Happy St. Patrick's Day and April Fools' Day:

Will you create something green or Irish? How about a prank for the 1st! Be sure to send your creations to the newsletter!

Newsletter Submissions:

Please remember that the editor will accept calligraphy, other art, suggestions, articles, news and information on members for the next issue. When submitting, please be sure to put 'calligraphy for newsletter' in the subject line so it will be easy to find when putting the newsletter May or June for the summer edition.

Thoughts re: art show:

It is disappointing to hear that the art exhibit at Art Presence for 2023 is cancelled and if you have thoughts, whims, inspirations, ideas, or suggestions to enhance our visibility in the community, please let Michael, the Guild President, or anyone who is actively involved, know. I am sure any and all ideas will be discussed and hopefully something exciting will happen to make our calligraphers' and artists' works noticed.

We must accept finite disappointment, but never lose infinite hope. Martin Luther King, Jr.

Happy Birthday to our Members



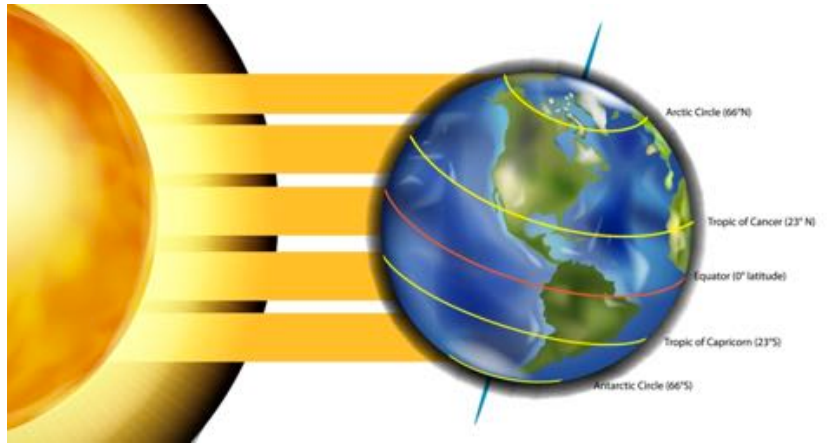
March 9 – Judith Rose
 28 – Christine Ewen
 April 19 – Cynthia Mish
 22 – Michael Holstein
 26 -- Joann Cleckner
 May 19 – Mae Gilliland

Happy St. Patrick's
Happy First Day of Spring
Happy April Fool's Day
Happy Mothers' Day

From the Editor:

Spring is in the air...well almost. Spring officially begins on March 20. The vernal equinox marks the turning point when daylight begins to win out over darkness.

At this moment, the direct rays of the Sun are shining down on the equator producing the effect of equal day and night (give or take a few minutes, see below). After the vernal equinox, the direct rays of the Sun migrate north of the Equator (with hours of daylight steadily growing longer) until they finally arrive at the Tropic of the Cancer (latitude 23.5 degrees north). Enjoy which is Spring 92.771 days long.



Who we are: Our Guild is a nonprofit organization that was founded in 1975 to provide a forum for the study and critical practice of calligraphy through classes, workshops, lectures and the interchange of ideas and techniques.

We welcome all levels of skill. The Calligrapher's Guild currently holds monthly meetings and sponsors workshops, lectures, exhibits and related activities. Meetings are held on the fourth Saturday of the month, 10:00AM to Noon at Scrappy Craft in Phoenix, Oregon. No regular meetings are held in June, July or December (June is our Summer picnic, July is vacation and December is our Christmas Party).

The August meeting is a planning meeting for the coming year's calendar. If you have questions or need further information you can contact anyone listed on this page or find us at RoguePens.org. or on Facebook at Rogue Pens.