

The Calligraphers' Guild

November 2020

Serving Southern Oregon
www.roguepens.org

November is a time of giving, a time of sharing. During this year, we have experienced unprecedented events from rising Covid-19 numbers to devastating fires in the Rogue Valley, Oregon, and CA. 2020 is a year for the books and I only hope that this book has a happy ending. If not, a new one will certainly be written in 2021.

This issue of the newsletter includes many things: members' artwork, hints from Cynthia Griffin, 'Why I love calligraphy' Linda Mallicoat, another hand to explore from Steve Ostrander, entries from Goly Ostovar and Eleanor Lippman and so much more.

Again, thank you to all who submit art and articles for the newsletter. Member participation is important and I am grateful to everyone for the support you have given. When you come across something interesting, please submit it!

Also a delayed 'Thank You' to Diana Brown for the inspiration in getting our monthly card exchange started. It is different in some ways from her original one but it works for us and so far seems to be a great success.

Even if you did not sign up for the exchange you can participate by surprising someone with a card.

I hope that this season brings you comfort, pleasure and time with friends and family in spite of Covid, and of course with safety precautions. Happy Thanksgiving everyone.

Remember to wear a mask and VOTE!!



Newberry Library

VOTE [Image created from letters in "Specimens of calligraphy, ornamental initials, borders, etc." Italy, ca. 1600. Wing MS ZW 5351 .99]

Submitted by Goly Ostovar



Cynthia Mish

Online resources for classes:

<https://www.strathmoreartiststudio.com/>

<https://www.skillshare.com/browse/calligraphy>

<https://www.portlandsocietyforcalligraphy.org/>

<https://www.wildmandesigns.com/onlineclasses>

https://www.johnnealbooks.com/prod_detail_list/online-classes

One more interesting hand submitted by Steve Ostrander



Bone (upper and lower case)



Another wall image from Michael Holstein



It's a mother bear leading a den of cubs in search of honey tree. The one on her back is speaking.

Not only calligraphy but flowers too!




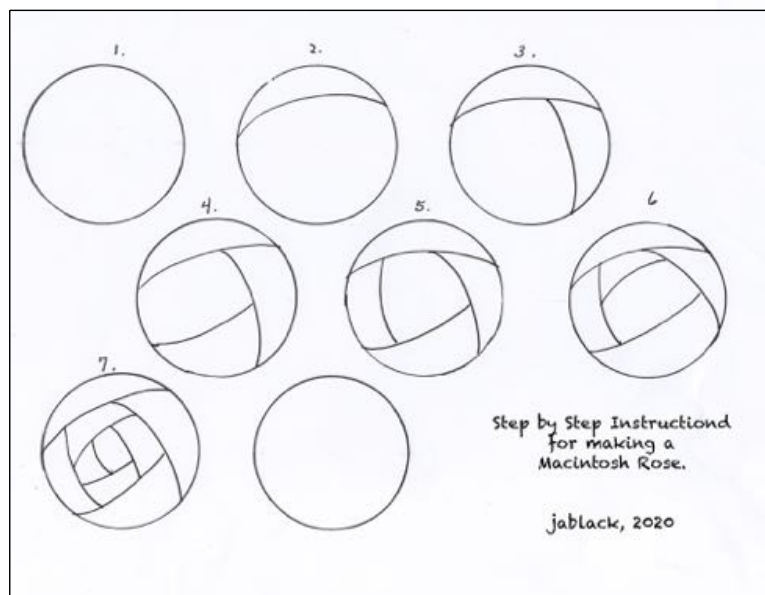
Cynthia Mish

Steve Ostrander has provided some interesting information for this newsletter...check them out!

The University of Oregon Duck Store has an annual Tools of the Trade Show which this year has gone virtual. Check out the link below for information, tutorials, meet the artists, do some shopping, and enter to win some nice prizes....

<https://www.uoduckstore.com/tools-of-the-trade>

Judy Black's Macintosh rose template and her alphabet exemplar from her October meeting program are now posted on the VCG website for all to use and enjoy. <http://valleycalligraphyguild.com/>

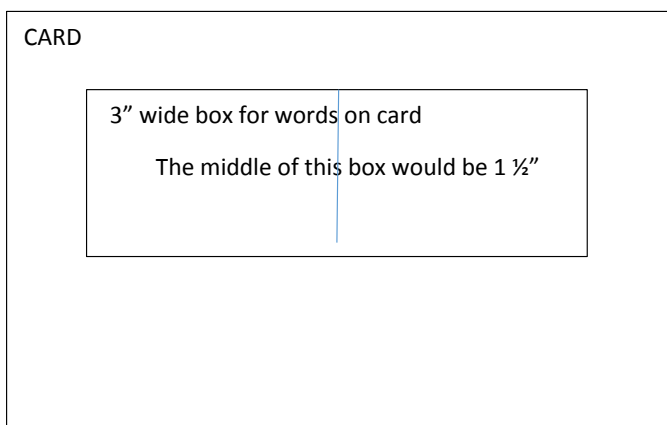


Italic Variations: Denis Brown <https://www.quillskill.com/>

Hints and Ideas

Let's see how many new ideas we can find in this newly created section of the newsletter. Thank you to Cynthia for this wonderful submission.

CENTERING YOUR WORDS



Centering your words

The word(s) you want to put on the card is Happy Birthday . So find the middle of Happy Birthday by counting the letters and spaces 5 in the word Happy, 1 space, 8 in Birthday $5 + 1 + 8 = 14$


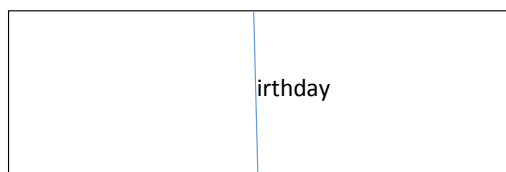
..Now divide 14 by 2 $14 \div 2 = 7$ Starting with the letter H in Happy count across to 7 including the space. Happy (5) + space (1) + B = 7 Middle of word is between the letter "B" and "i"

Happy Birthday

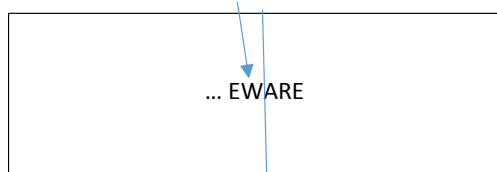
Now find middle of your paper space , mark it with pencil ... which would be $1 \frac{1}{2}$ " in box below,

place the letter i on that mark to the left and finish with the remaining letters to the right.

Now write the remaining letters to the left of "irthday" in pencil the B, space, y, p, p, a, h (backwards to end at the right spot)



Voila ... your text is centered. Now try BEWARE = 6 letters $\div 2 = 3$ Middle of the word is space between W and A Put it on your paper like this Then write the rest of the letters to the left



Hope this makes sense.

If your word has odd# of letters like in the word Hello Place the first "l" on the middle mark and the rest of the letters to balance on both sides HELLO

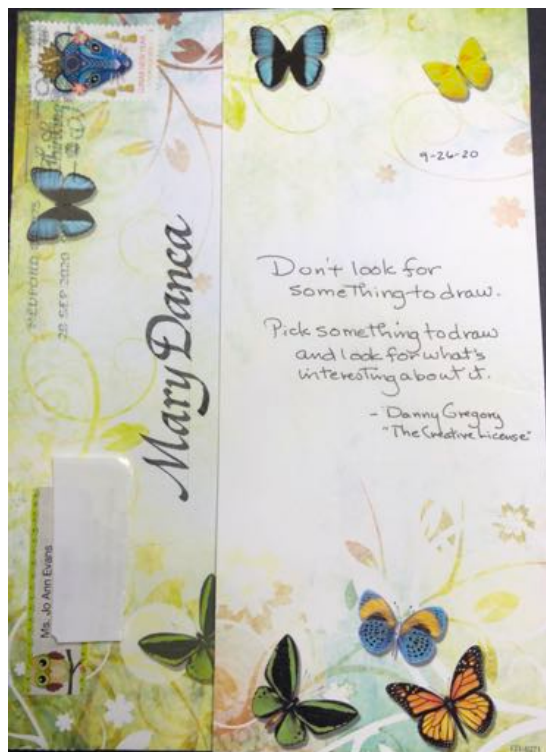
Member Art Page 1



Steve Ostrander: State Fair Entry
Honorable Mention, 2019



Cynthia Griffin to Tristen for Halloween



JoAnn Evans sends something special with every correspondence



"My Mistake" that Cynthia made into card ..and taught me something about art: Mary Danca

Painted Rocks: Goly Ostovar

Rock Painting

Rocks were washed, sprayed with fixative. Some were marbled. Calligraphy was done with old pointed nibs and a flat brush. Paint was sumie ink, white acrylic paint, and bleedproof ink and finally all sprayed with clear spary. Goly Ostovar



I became inspired by Cynthia Griffin's rock art and decided to do a series of painted rocks. Painting on rocks is an ancient art form. Our ancestors drew images of animals, carved and etched figures in caves. They kept time and marked moon cycles by etching on rock formations. They used their hand as a stencil and spit paint to create an image. The remains of the prehistoric art has influenced the modern and contemporary artists for generations. Their symbols evoke thought and emotion. Prehistoric artists have shown us that artistic expression is a universal language and it is timeless.

During the Modern art period artists rejected all 500 years of efforts to achieve realistic effects. All the accepted measures and techniques to create classical perfection were thrown out. I am simplifying this but basically Cave paintings and primitive art gave rise to Abstraction.

Modern artists depicted figures in pure and simple flat drawings. They did not use realistic colors, and they used overlapping images and multiple perspective. The modern artists found inspiration and their core values in cave paintings and primitive art. Take a look at Picasso's Les Demoiselles d'Avignon (1907). Paul Klee, Henri Rousseau for inspiration.

The Card Exchange: Eleanor Lippman

It was a gray, dreary day when I walked out to my mailbox holding the mailbox key and hoping there were no flyers, catalogs, and political ads waiting for me, mail that goes directly into the trash can. Wouldn't it be a pleasant surprise if there was a letter from my granddaughter waiting for me or better yet, a check in the mail I had forgotten was coming.

I opened the mailbox door and there was just a single piece of mail waiting for me. Oh, well, better than nothing.

My heart skipped a beat and I could imagine the sun shining as I saw my name and address on the front of the envelope in beautifully written calligraphy. The card inside was an original, carefully constructed, a one-of-a-kind made just for me and I LOVED IT. Who said October was a boring month?

Just think, there will be many more months ahead where I open my mailbox and find sunshine and happiness waiting for me. Whoever thought up the idea of a greeting card exchange was a genius.

I think I will start working on my November card now.



A page from an old Montgomery Ward catalogue.
Submitted by Eleanor Lippman

Member Art Page 2



Joann Cleckner to Mary Danca

If you would like YOUR card shown here, either sent or received, please send it!! We all love to learn new skills and ideas!, and it is fun to see what everyone is making. These add great visuals to the newsletter!



Goly Ostovar to Anna Hinkle, October



Linda Mallicoat

My Soul Awoke : How Art Healed Me, and Can Help You Too.

November, 2020

by Tatsiana, May 2017. Excerpt submitted by Mary Danca

<https://www.goalcast.com/2017/05/08/my-soul-awoke-how-art-healed-me-can-help-you-too/>

Art soothes the soul and Art helps you reconnect with yourself

Creating art is a form of self-expression, and helps the artist reconnect with their inner self. For the observer too, experiencing the art evokes our emotions and touches different parts of our souls and minds. Those who truly appreciate art tend to be more connected to their emotional bodies and therefore more “whole.”

Painting is a means of self-enlightenment. – John Olsen

Art relieves stress

Whether you are creating it or just enjoying some great artwork, it helps you to disconnect from the everyday hustle. It focuses your mind on beauty and helps you forget all your worries.

Art is the only way to run away without leaving home. – Twyla Tharp

Art boosts creative thinking

Art by definition is something that is produced with imagination and creativity. Studies show that art enhances problem-solving skills. And unlike math or physics, there is no one correct answer in art, and there are no rules to creating it. Art therefore encourages creative thinking that leads to unique solutions. This form of divergent, outside-the-box thinking also stimulates the brain to grow new neurons.

The true sign of intelligence is not knowledge, but imagination– Albert Einstein

Art makes you feel good

Art increases the level of the “feel-good” neurotransmitter dopamine. But you don’t have to produce fine art to get the mood boost. When you do anything creative, like a crafty hobby, it gives you a sense of achievement, and that “I did it!” lift you get when you accomplish what you set out to do. Dopamine stimulates the creation of new neurons, which is good for learning and also prevents your brain from aging.

To be an artist is to believe in life. – Henry Moore

Art feels like falling In love

It was found that simply the act of viewing art gives pleasure, much like falling in love. Brain scans revealed that looking at works of art trigger a surge of dopamine into the same area of the brain that registers romantic love.

Art must be an expression of love or it is nothing.– Marc Chagall

Art heals

Millions of people nowadays are dealing with chronic health conditions, among them stress, anxiety and depression. Art is used as a therapy to help patients forget about their illnesses and focus on the positive aspects of life. Art has been found to reduce stress by lowering levels of the stress hormone cortisol.

Art washes from the soul the dust of everyday life. – Pablo Picasso

Art increases empathy and tolerance

A study of over 10,000 students found that a one-hour trip to an art museum changed the way they thought and felt. Students who visited a museum not only showed increased critical thinking skills, they also exhibited greater empathy towards how people lived in the past and expressed greater tolerance towards people different than themselves.

The main thing is to be moved, to love, to hope, to tremble, to live – Auguste Rodin

Art inspires and helps you express yourself better

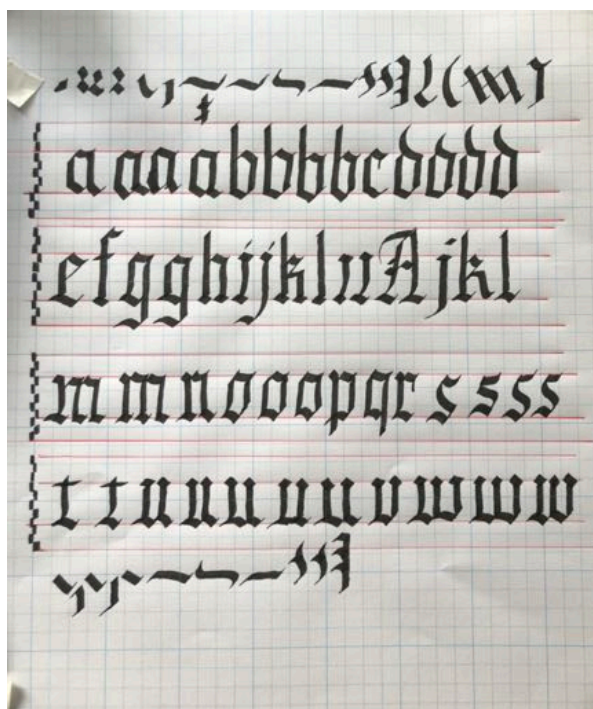
Owning artwork is about more than just decoration; it inspires us to look at the world in a different way. Art can inspire thoughts and questions, engaging the viewer to think and learn about the subject matter. Your favorite art is also an expression of yourself and your individual personality. Putting art in your home or office thus humanizes the space you’re in. Art gives it character and warmth, transforming any room into a livable, and more inspiring,

*I found I could say things with color and shapes that I couldn’t say any other way — things I had no words for.
Georgia O’Keeffe*

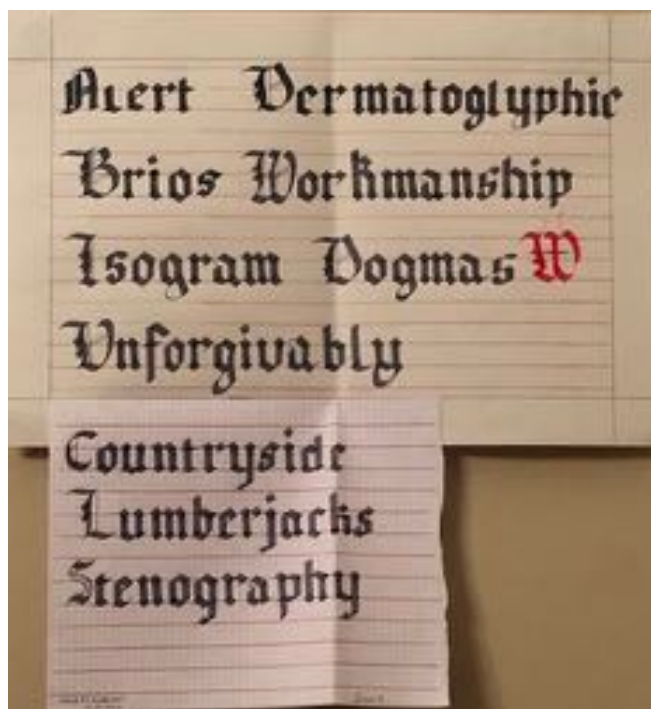
Why I love Calligraphy: Please submit your reasons for loving calligraphy! Thank you Linda...

Linda Mallicoat: I love that our guild is so supportive and we have so many talented people in our group that present us with wonderful ideas, from which we can learn new ideas, fonts, textures, using all kinds of products and inks! It sparks our imagination! Plus it's fun! We can then put what we've learned into practice with our xmas cards, envelopes, book making, artwork for our homes, gifts for our friends!

Maurice's class is in full swing and I hope to see more of the beautiful lettering that those in the class are producing..perhaps even some from the master himself!!




Lynda Stevenson's homework for class



Joann Cleckner's homework for class



Linda Mallicoat: Happy Halloween




Mary Danca to Goly Ostovar

“MIXED EMOTIONS”

Calligraphers’ Guild Mixed-Media Exhibit July 2021

Art Presence Art Center/ 206 N. 5th St./ Jacksonville, OR



Dear Members ... Art Presence has invited our Guild as guest artists for the month of July 2021 in their gallery in Jacksonville.

The theme for July exhibit will be “Mixed Emotions”

With the many situations involving virus, protests, political unrest, fires, finances, education & isolation that have affected our world/city, as well as the awakening within us of new personal discoveries... our priorities, strengths & reinventing how we work & communicate socially, I feel this would be a great way to express the many emotional feelings within our souls during this time through art.

Emotions such as good, bad, sad, hopeful, peaceful, goofy, humorous, serious etc.. The idea would be mixed-media art/calligraphy, to express an emotion(s) through letters, words, objects and/or art with dimension. Does not have to be a quote. Perhaps a word, sound or thing.

Breaking out of the traditional boxes that portray calligraphy would be fresh and interesting. Feel free if you wish to collaborate with someone to create a piece(s)

All art must be securely wire hangable but not confined to a frame.

I hope all of you find a way to show on the gallery walls. I will provide a list of emotions if you need some inspiration.

Please contact me if you have any questions or suggestions.

Cynthia Griffin cgriffin.629@gmail.com 541-261-0236 (phone or text)

THE CALLIGRAPHER'S GUILD
P.O.BOX 304
ASHLAND, OR 97520

President

Lynda Stevenson 541.292.4178
 lyndagarden@yahoo.com

Vice President

Mary Danca 541.292.0471
 emjade@opendoor.com

Secretary

Joann Cleckner
 jzccpa@sonic.net

Treasurer

JoAnn Evans 541-535-2077
 thegardenofweedn@hotmail.com

Membership Chair

Anna Hinkle 541-708-1598
 annagrammo@gmail.com

Social Media

Diana Brown 541-440-2697
 bcobrown@charter.net

Webmaster

Steve Ostrander 541.772.0749
 sostrand47@gmail.com

Newsletter Editor

Mary J. Danca 541.292.0471
 emjade@opendoor.com

Exhibits

Cynthia Griffin 541.261.0236
 cgriffin.629@gmail.com

Our November and December meetings will be held via ZOOM. We will then decide how to proceed for the remainder of the year. Covid numbers are still high and members' safety is our primary concern. You can help to decide by attending the meeting.

Happy Birthday to our Members!



November:

Virginia Silbowitz 11-10

Mary Danca 11-11

Pam Evans 11-21

Calligrapher's Guild – Summary – Planning Meeting

Date

Subject

~ **Sept. 26 Hands**

Examples of different hands – not RUBI with discussion/explanations from Steve Ostrander and Lynda Stevenson.

~ **Oct. 24 Cards**

Eleanor Lippman will show some of her cards with an explanation of how they were made. Please have an example of a card (or cards) you have made to share with the group.

~ **Nov. 21 Happy Thanksgiving**

If you have made Christmas cards, please bring to share and discuss your process. – You might just inspire someone who had not attempted a Christmas card.

~ **Dec. 19 Holiday Cheer**

In addition to sharing some Holiday cheer, we can have a discussion of the January show.

~ **Jan. 23 What's Next**

At this meeting we will be able to re-evaluate the possibility of meetings in person – or not. Depending on how the virus is affecting Jackson County we will be able to plan for the remainder of our year – February through May.

✳ Please be prepared to discuss and (also contact Lynda) beforehand the following:

- ◆ Ideas you would like to see as a subject.
- ◆ Would you be willing to be a presenter?
- ◆ If so, what would your subject be
 - ◆ Joann Cleckner, Secretary

Please note that since the Art Show has moved to July, our December meeting will simply be a social gathering to show your work, your cards or simply visit with friends.