

The Calligraphers' Guild

May, 2021

Serving Southern Oregon
www.roguepens.org

May Flowers

May is named for the Roman goddess Maia, who oversaw the growth of plants. It is a month when the sun shines, flowers bloom, birds sing and gardens begin to grow. It is also the last month that our Guild meets monthly until our August planning meeting. This has been a most unusual year for everyone and thanks to technology, we have been able to stay connected virtually. There have been glitches, confusions, frustrations and fun and best of all, time spent together with mini workshops online and doing calligraphy. I look forward to next year with confidence that we will be fine, that Covid will be behind us and that we will all be vaccinated and free to see one another.

May Highlights:

May 1: International Labour Day/May Day

May 2: World Tuna Day

May 3: World Laughter Day

May 8: World Red Cross Day

May 10: Mother's Day

May 12: International Nurses Day

May 25: Memorial Day

May's full Moon, the **Flower Moon**, occurs on Wednesday, May 26.



Spring Flowers: Goly Ostovar



April 24 Guild Meeting snapshot

Resources

<https://artistatticsales.com>

<https://www.centralartssupply.com>

<https://www.strathmoreartiststudio.com/> (many free lessons)

https://www.johnnealbooks.com/prod_detail_list/online-classes

<https://www.skillshare.com/browse/calligraphy>

<https://www.portlandsocietyforcalligraphy.org/wp-content/uploads/2020/08/online-classesAUG-2020.pdf>

<https://www.facebook.com/RoguePens>

Member Art Page 1



Steve Ostrander made a coptic book for his wife after attending the March Zoom presentation by Dee



Chris Ewen was inspired by JoAnn Evans' demonstration of the Xyron creative machine. For Spring, she made 4" X 6" note cards, decorated with 1-1/2" X 2" pictures found on the back of a twelve month calendar.

A pair of lovebirds getting married, and going to Japan on a Fulbright and requested haiku as a wedding gift. Michael Holstein decided to calligraphy my's "Haikonnet" (four haiku plus a couplet) be read as part of their Zoom ceremony. He will let the lovebirds decide which to use. Which would YOU choose?

Michael Holstein



One version on rough, "tree-like" handmade paper from Nepal. It produced very rough lettering, perfect for haiku.



A second, calmer version on a nice linen paper.



Goly Ostovar



“MIXED EMOTIONS” EXHIBIT UPDATE

GREETINGS. I am so excited to see what each of you are bringing to our July exhibit. Thank you for being willing to enter this exhibit and showcase your skills and thoughts to the community.

As our exhibit approaches quickly I have included important criteria to help you prepare your final exhibit piece(s). If you have any questions please contact me.

Sincerely,

Cynthia Griffin 541-261-0236 call/text or cgriffin.629@gmail.com

Title of exhibit : Mixed Emotions

Location: Art Presence Art Gallery/ 206 N. 5th St./ Jacksonville, OR

Exhibit opens: July 2nd ...running every Friday, Saturday & Sunday

Time: 11am – 5pm

Exhibit ends: August 1st

All finished exhibit pieces must have wire attached to hang ... any pieces with saw hangers will be omitted from the show.

All pieces must be for sale Gallery will receive 35% of sold work.
Artist will receive 65%

All pieces must have an ID label attached to the back (attachment), be listed on the disposition summary sheet (attachment) and a signed Liability statement (attachment)

DEADLINES:

Finished framed pieces & mandatory paperwork may be delivered on:

June 19th from 11am -1pm to Cynthia Griffin at the Guild picnic meeting located at Holmes Park, Medford or....

No later than June 21st to Cynthia's home ... 98 Andesite Dr., Jacksonville

Keep checking for further updates as we near the finish line.

Emotionally yours !!!

Cynthia Griffin

541-261-0236

cgriffin.629@gmail.com

P.O. Box 632/ Jacksonville, OR



Color Harmony

Written by Goly Ostovar

May, 2021



Color Harmonies are combinations of colors that create pleasing effects. We can create harmonious colors by choosing, mixing, and organizing our colors. Colors are divided into Warm and Cool categories.

1- Warm Colors are associated with the sun, fire, and light. They give us the feeling of warmth, and closeness. These colors are yellow, orange, and red. Warm colors have an energizing effect.

2- Cool Colors are associated with coolness of water, forests, and the chill in the air. These colors are blue, green, and purple. Cool colors have a cooling, calming, and refreshing effect. There are several methods of arranging colors. We can use the color wheel to generate a variety of color schemes.

Analogous Harmony: Colors that are situated next to each other on the color wheel are pleasing and harmonious. Examples include red, red-orange, yellow, yellow-green, and green. These colors are often found in nature. Any two colors next to each other on the color wheel and the variations in between them are harmonious.

Opposite Color Harmony or Complementary color Harmony:

Colors situated directly across from each other on the color wheel are also harmonious and create excitement. These colors can also be found in nature, like a red rose with a green stem. Red and green, purple and yellow, orange and blue are complementary colors.

Triadic Harmony: The three sets of colors that are equally spaced on the color wheel can be used together effectively. For example, red, yellow, and blue, or purple, green, and orange combinations are considered to be a triadic color scheme.

Monochromatic Harmony: Using one color with several different values and intensities like light browns and dark browns are considered monochromatic.

What about an Oops moment?



It only happens once in a blue moon that we hit a purple patch and everything works out perfectly at our first try. The Oops moment is when a project is near completion and a bolt from the blue appears. We may tip the ink jar or smudge the carefully addressed envelope, or splatter paint in a conspicuous area. We may be tempted to start over again, or we could see it as a silver lining in the cloud and try to salvage the work. Often adding a harmonious color in the same style or value, or a flourish can be the rescue plan. I suggest not to raise the white flag too soon. The grass is not always greener on a new sheet of paper! Personally I am not a shrinking violet, and I try to fix things with a bold statement. I think a few thoughtful strokes of just the right color can make the art work pop right off the page and greet us with a smile. It is my promise that being brave is more rewarding than timidly tickling and pecking at the art work, and this my friends is no red herring!

Taste of color and associations:

Imagine if we could taste color. The palette of colors are unlimited. What would that special shade of red, purple, or blue taste like? When we sharpen our vision for subtlety, stretch our range of harmonies, we can actually taste a new hue and intensity I think we all have experienced it but have not used the term of "tasting colors" When we see certain colors, we associate them with memories, tastes, and smells stored in our brain. Think of the ocean, do you taste the salty air? Think of a parade and a picnic in the park, what colors do you see and taste? Colors take us to the vast ocean of our imagination, and it is there that we can see, feel, and taste unique colors and find that perfect brush stroke that spells freedom.

Color Psychology:

Colors significantly impact how we express emotions in art and how we connect with our viewers. We can influence how others perceive and react to our creations. Colors are used strategically in marketing. There are many books available on the psychology of color and the impact of colors on human behavior. Some of us artist calligraphers are asked to create works for exhibition, commission, and marketing events. How can we use colors to enhance the personality and the mood we are trying to create?

Let's say we want to create a logo for a company that wants a rugged image or an invitation to impart a sophisticated feel, or a playful midsummer dinner party, or a soirée to impart an image of elegance and competence. We ask ourselves what font / hand ,and what colors should I choose?

What color ? July exhibit offers a perfect setting to experiment. Shall we go out and **paint the town red** 😊?

Oh so much to do, so little time. We still have cards to make a room to paint, a commission to complete, and we are full of ideas and are energized!

First, we need to decide what feeling we want to impart. To create a rugged feel, green and brown with low values and high intensity are great. To create a sense of competence, blue and black with high intensity work well. Painting a room is a complex decision, because we have to consider the vintage of the space and our personality and use. Are we going to sleep, eat, or create in that space? Colors for energy, enthusiasm, and creativity are oranges and yellows. Yellow is also used for imagination and optimism. Red boosts heart rate and increases brain activity. Cool colors are suitable for areas that we rest and want tranquility. We just have to remember to maintain balance, remember our objective , and keep it fun.

"A thimble full of red is redder than a bucketful." —Henri Matisse



Goly Ostovar

May, 2021

Goodbyes

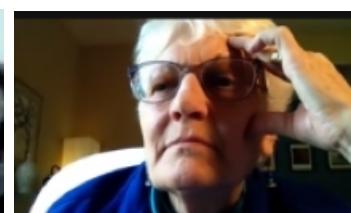
For those who have not been attending our Zoom meetings, the end of the year news is that Lynda Stevenson has made the decision to step down as President and Joann Cleckner has also decided to step down as Secretary. For next year, Vice President Mary Danca will take the helm and we will work out the secretarial duties as the year begins. With the cooperation and commitment from all current members we will work out the details and have another successful year. Our thanks go to Lynda and to Joann for their leadership in this most difficult year for everyone. Challenges were met, decisions made, and the Guild lives on. Let's all hope that 2021-2022 are easier and that the pandemic ends soon.



Getting Ready for the Art Presence Art Show



Approval for Cynthia's presentation...






Three lovely cards: Lynda Stevenson



Goly Ostovar to Mary Danca



Steve Ostrander to Goly Ostovar

End of the year Picnic June 19, 11AM -2PM

Holmes Park
185 S Modoc Ave, Medford, OR 97504

Bring your own lunch or snack and beverage. We will be having a stash exchange of calligraphy or art supplies so bring your extras or what you do not use to share. Included in the exchange will be supplies donated by former member, Mary Lou Lucas. Remember "one man's trash is another man's treasure".

Also bring some or your greeting cards for the 'show and tell' from our year of card sharing as well as your completed art project(s) for the art show. Cynthia will be setting up the art on June 30th and would love to have them early. Tables will be set up for the 3 activities: swap, art show, greeting cards show-and-tell. Benches are available to sit on but bring a lawn chair if you want to sit away from the tables. We will celebrate a successful year in spite of covid.


Remember: food, beverage, stash exchange, card show, art show entry and lawn chair.

Hints and Ideas

Let's see how many new ideas we can find in this newly created section of the newsletter. Any and all ideas are welcome.

- ☼ Maurice Logue recommends that all members check out the 25th edition of the Speedball Textbook. It is a 120-page book featuring new exemplars, new insight and previously unseen works from many of our over 75 world-class contributing artists that is, without a doubt, among the very best editions of this time-honored book.

This was first published in 1915 by Ross F. George and has been a resource for calligraphers throughout the years. How many issues do YOU have?



- ☼ *From Eleanor Lippman:* Are you looking for something clever to use as a work of art? While I was working on a calligraphy piece, a quotation I liked, I realized I should check to see who actually wrote the piece so I could include the name of the author. Try <https://www.goodreads.com>

If you scroll down until you come to the "Quotes" section you will find a wealth of quotes on many different subjects such as:

Best quotes	Love quotes
Inspirational quotes	Funny quotes
Motivational quotes	Life quotes
Friends quotes	Positive quotes

- ☼ Check out the Calligrapher's Guild Facebook page. Diana Brown does an amazing job of adding interesting and fun articles and images to the site. Stop by Facebook and see all the interesting things that are there. Also check with Diana if you have something you would like listed on Facebook.
- ☼ The final meeting of the season is May 22 via Zoom. Meeting will start at 10:00 with check in available after 9:30 for time to visit and verify your internet connection. Joann Cleckner will be presenting on the art form, Zentangle. We hope to see members who have not attended zoom meetings, as well as those who have participated all year. Perhaps by Fall we will be back to face to face meetings.



A few more shots from the Guild Meeting on April 24



JoAnn Evans to Mary Danca, with directions to make your own card.

An indoor Flower garden

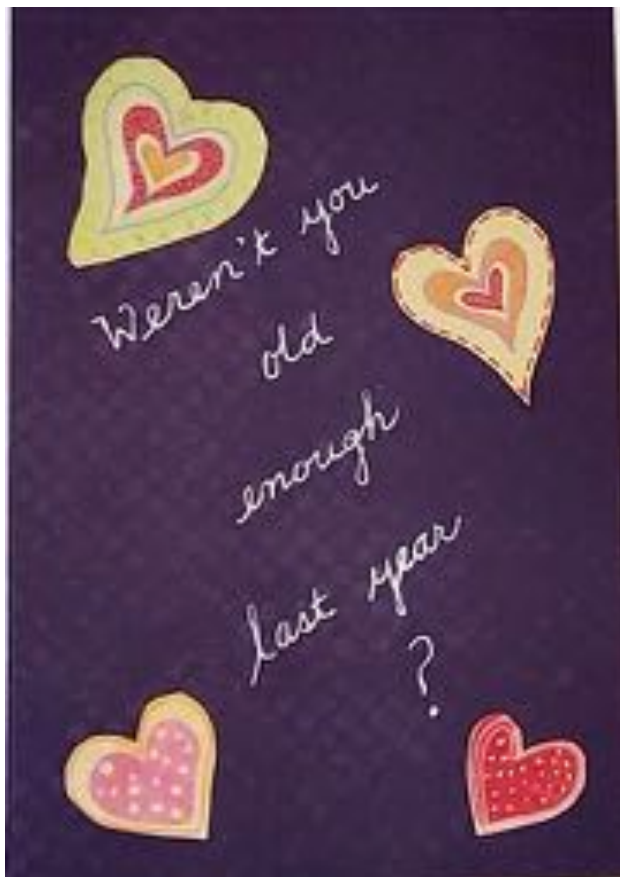
May, 2021

1. Dot to Dot Make dots of your favorite flower colors close together on your absorbent paper. (ironed coffee filters work well.) Be sure to use some black, dark blue and brown to give zest to your work. Add contracting circles or petals around the dots.

2.. Watch you r flowers grow: Now dip a cotton swab into water and hold it still in the middle of a dot and wait. Watch the warmer spread to form the petals as it works out to the edge fo the dot. Be patient, let your flower grow on its own. Rubbing your flower may tear the paper

3. Flower flourish Try forming the flower petals with your weak bleach solution (15 pts water to 1 part bleach). As you hold the cotton swab in the center of your dot, your flower will grow before you with striking white throat. Be sure tier flowers your flowers into a crowded mass of blooms— this will keep them from appearing to floor in space. Let your flowers dry. Add the finishing touches with suggestions of stamens and pistils using a metallic pen before you decide on how to mount your piece. Use your viewfinders to find the best parts.

4. Stop and enjoy the flowers: A glue stick works well for mounting this lightweight absorbent paper.



Two cards from Eleanor Lippman



THE CALLIGRAPHER'S GUILD
P.O.BOX 304
ASHLAND, OR 97520

President

Lynda Stevenson 541.292.4178
 lyndagarden@yahoo.com

Secretary

Joann Cleckner
 jzccpa@sonic.net

Treasurer

JoAnn Evans 541-535-2077
 thegardenofweedn@hotmail.com

Membership Chair

Anna Hinkle 541-708-1598
 annagrammo@gmail.com

Social Media

Diana Brown 541-440-2697
 bcobrown@charter.net

Webmaster

Steve Ostrander 541.772.0749
 sostrand47@gmail.com

Newsletter Editor

Mary J. Danca 541.292.0471
 emjade@opendoor.com

Exhibits

Cynthia Griffin 541.261.0236
 cgriffin.629@gmail.com

Happy Birthday to our Members



Michelle Clary May 20

Birthstone: Emerald
 Flower: Lily of the Valley
 Zodiac signs:
 Taurus: April 21 to May 20
 Gemini: May 21 to June 20

Apologies for not listing two birthdays in April:

Joann Cleckner, April 26 and **Michael Holstein, April 22**
 and for spelling Linda Mallicoat's name last month.

Human error.

Our last meeting of the season will be on May 22. This will be the last official meeting of the 20-21 season. June 19th is the Guild picnic and the August planning meeting will be on August 21 or 28. Date and location will be confirmed by the next meeting sometime before August and a reminder will be sent out before the meeting.

From the Editor

My personal thanks to all who have contributed to this newsletter this year. It has been challenging, fun, interesting to do, and exciting to see the incredible creativity of our members each month. Our members are not only calligraphers, but artists using a variety of materials to express themselves. I am personally inspired by the calligraphy, art, cards, books, jewelry, and other art that are displayed each month. I will continue to be your editor and appreciate all that you each do to help make this a community effort which, with the help of others, gets done each month. Ideas and suggestions are always welcome as are your works of art. *Mary Danca*



What was so funny I wonder!!



Cynthia Mish card