

The Calligraphers' Guild

December 2020

Serving Southern Oregon
www.roguepens.org

From the editor:

As the end of the year approaches, we take this opportunity to reflect on the past year. This year was an unusual one for sure: a fire that destroyed so much of our beautiful county and left many residents homeless, an election cycle that has still not ended, and a virus that seems to not want to ever end.

Covid-19 has caused stress, loneliness and isolation, that for many has created instability and for others offered an opportunity for private time, though perhaps more than any of us had expected.

During this time, creative arts have expanded as well as TV binge watching and catching up on old movies. Zoom has become the go-to way of catching up, visiting friends, and for many an asset from those working from home ... we have learned much about the value of technology.

As we look towards 2021, we long for stability, sanity and the ability to meet with friends, go out to dinner, and hug everyone....I for one miss that the most.

This guild newsletter issue again has many interesting things from our members and I hope you enjoy it.

Also, please remember that Diana Brown can post your work on Facebook as well. She does a great job and would love art and calligraphy from local members. If you need more info, contact Diana Brown directly. Her information is in the membership guide.

Merry Christmas, Happy Holidays, and Happy New Year. May we find comfort, peace and love throughout the new year.


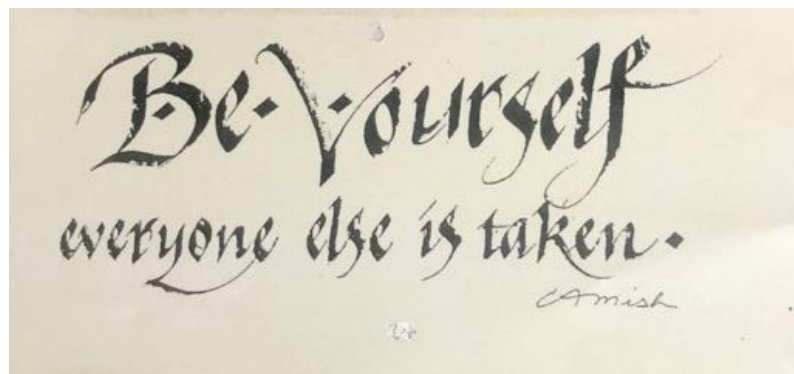
Cynthia Mish

Online resources :

<https://www.strathmoreartiststudio.com/>
https://www.johnnealbooks.com/prod_detail_list/online-classes
<https://www.skillshare.com/browse/calligraphy>
<https://www.portlandsocietyforcalligraphy.org/>
<https://artistatticsales.com/> Scrappy Craft
<http://www.centralartsupply.com/> Central Art Supply



JoAnn Evans: Quilt Block card and Stack of Presents card



Goly Ostovar:
JOY..smooth drawing paper with thinned Higgins ink, changed light and dark values, then rotated letters and added color digitally

Member Art Page -1



De Barnett: Maurice's recent Black Letter class



Mary Danca to Anna Hinkle



Wash and dry chicken pieces - season with garlic salt & pepper
Heat olive oil and butter in large skillet - brown chicken over high heat - sprinkle rosemary and marjoram over chicken - Lower heat - add wine - cover and cook slowly one hour.

Serves Four ~~~~~ enjoy ~~~~~ Cynthia Mish

Cynthia Mish: A recipe with lovely calligraphy and art



Linda Mallecoat: Hand beaded hanger decoration..must see in person



Cynthia Mish to Mary Danca



JoAnn Evans to Steve Ostrander



Chris (Ewen) Blank: accordion card



Chris (Ewen) Blank: card front with twig

Hints and Ideas

Let's see how many new ideas we can find in this newly created section of the newsletter. Any and all ideas are welcome.

Covid -19 Souvenir of 2020

This idea comes from Eleanor who remembered the Art Presence Show a few years ago (2018?) when we created six word stories. She proposed it to the Manor residents and got over 100 responses which she has collected. How many can we get?

Create a Covid-19 souvenir using a combination of an accordion fold-out and series of six word stories, one 6-word story on each "page". Submit each of your six word Covid-19 stories in beautiful calligraphy to our editor. Let's see how creative you are! We can have a Covid edition of the newsletter. It is called making lemonade out of some pretty sour lemons.

Some of my stories include:

Telephone life line, friends by voice
Bad hair day now every day
Day time pajamas, night time pajamas
Zoom meetings, time to spruce up

Some stories from the Manor:

Thank goodness Albertson's delivers wine
Stuck head in fridge too often
Zoom call. Better take a shower

And a few from the NYT daily 6 word stories:

The backyard haircuts are getting better.
The crinkling eye above the mask.
Braless at home? No one cares.
I'm just thankful for indoor plumbing.

I hope that many members will write a few and send them for the newsletter. If you can only do one or two, and prefer to not make an accordion book or card, that works fine. If the Manor can get hundreds we should be able to get a couple dozen.....

The Six Word Story Legend For Sale, Baby Shoes, Never Worn

Supposedly composed sometime in the '20s at The Algonquin the six-word story, it's said, came from a ten-dollar bet Hemingway made at a lunch with some other writers that he could write a novel in six words.


After penning the famous line on a napkin, he passed it around the table, and collected his winnings. That's the popular lore, anyway. But the truth is much less colorful.

In fact, it seems that versions of the six-word story appeared long before Hemingway even began to write, at least as early as 1906, when he was only 7, in a newspaper classified section which published an item that read, "For sale, baby carriage, never been used. Apply at this office."

Another, very similar, version appeared in 1910, then another, suggested as the title for a story about "a wife who has lost her baby," in a 1917 essay by William R. Kane, who thought up "Little Shoes, Never Worn."

Flash fiction is a fictional work of extreme brevity that still offers character and plot development. This form of writing was somewhat of a precursor to the twitter short writings of today..... a blessing or a curse?

https://en.wikipedia.org/wiki/For_sale:_baby_shoes,_never_worn#:~:text=%22For%20sale%3A%20baby%20shoes%2C,and%20similar%20stories%20predate%20him.



Lynda Stevenson: Commissioned pieces for two children



Eleanor Lippman to Mary Danca: folded card with matching envelope



Linda Mallecoat's daughter and grandkids drew this with spray paint.....what fun!



Goly Ostovar; Pilot pen PreciseV5 on smooth paper. These are built up and drawn letters not one stroke. I designed the letters getting ideas from different sources.



Goly Ostovar: playing with some line variations that I was talking about in the article to create a design. I used two tone markers on slick paper.

Teaching the old "DOT" new tricks! by: Goly Ostovar

December 2020

I have always enjoyed this quote by Paul Klee **"A line is a dot that went for a walk"**.

When I was teaching art at the high school, I challenged my students to "Teach their old DOT some new tricks" I asked them to make the walk more of an adventure. The students loved the challenge and came up with incredible variations.

In this and the next few articles I would like for us to explore and discuss elements and principles of design. Because I believe that without a good design, our art work will be stale and not shine, no matter how skilled we become at forming great letters. We need good design to be successful.

So I am going to simplify the design concepts and go through each of the elements and the principles of design that govern them.

We use these elements all the time, we just need to learn how to use them effectively to create pleasing and powerful compositions.

Element of design are like the ingredients in a recipe. But having meat and potatoes, and onions in the refrigerator does not make a meal, until we put them together in proper proportions and cook them to perfection to end up with a delicious meal.

So let's get started with elements of design: The first element of design is LINE.

Line can be our best friend and also a fierce opponent.

A line starts out as a dot, when that dot goes for a walk it creates a line. A line is a work of art all by itself and when that line moves on a page it divides the work space into areas.

We need to think of line as a path of energy that has been left behind by the person who drew it.

As soon as we put pen to paper, we are telling a story, and people look, read, feel and try to respond to our story. So let's make it a great story that people want to keep reading over and over again.

Our Guild's art exhibit is coming up in July, and it's all about expressing emotions and energy. This is a great opportunity for us to examine all the tools we have in our toolbox to help us express emotions effectively.

There are only 2 kinds of lines! Straight lines and Curved lines. all other kinds of line are variations.

Those variations and modifications fall into five main styles or categories:

1- Horizontal lines: They are straight lines and they run parallel to the horizon. They suggest calm and rest, as well as expanse and distance.

2- Vertical lines: They are straight lines and they run perpendicular to the horizon. They suggest stability, height, and strength.

3- Diagonal lines: They are straight lines but they have a slant to them. They suggest energy and movement.

4- Zigzag lines: They are also straight lines and run at an angle and when they are connected together they form a zig zag. They suggest excitement, energy, action and anxiety.

5- Curved lines: They are smooth lines and bend gradually. They can be tightly curled or they can be soft and gently wavy. They express feeling of comfort and peace. They also can have a romantic and sensual quality.

How do we get variation? This is where teaching an "DOT" new tricks comes in handy.

There are many ways we can alter and create variation.

We can alter the width, weight, height, and direction of lines. These variations change the energy and distance of them. Texture can also be changed to make lines feel rough or smooth.

There are other variations to impact texture and form, including continuous lines, gestural lines, contour lines, hatch and cross hatch lines, dashed and dotted lines.

My personal and favorite way to make a design more intriguing is to use invisible lines. These are lines that are not physically there but are only implied and perceived.

We can achieve this by placing another element, like the gaze of an eye, or a tree branch pointing to an area, or to use a flourish in a letter form to guide the viewer to where we want them to focus.

Now that we have all these tools handy, we are ready to plan our art work. We need to decide what kind of emotion we want to evoke, and choose lines accordingly to and make our plan become a visual reality.

Let's remember that Line is our best friend. The key to a good design is to persevere "THROUGH THICK AND THIN", and that my friends is the bottom LINE for today.

Have a fun and safe Holiday.

Two more unique hands from Steve Ostrander



What Christmas looked like in 2019..

Christmas memories from 2019.


Perhaps we can take photo of the December Zoom Christmas Party. We will all be in our own space but can take a screen shot of us all.



"MIXED EMOTIONS"

Calligraphers' Guild Mixed-Media Exhibit July 2021

Art Presence Art Center/ 206 N. 5th St./ Jacksonville, OR



Dear Members ... Art Presence has invited our Guild as guest artists for the month of July 2021 in their gallery in Jacksonville.

The theme for July exhibit will be "Mixed Emotions"

With the many situations involving virus, protests, political unrest, fires, finances, education & isolation that have affected our world/city, as well as the awakening within us of new personal discoveries... our priorities, strengths & reinventing how we work & communicate socially, I feel this would be a great way to express the many emotional feelings within our souls during this time through art.

Emotions such as good, bad, sad, hopeful, peaceful, goofy, humorous, serious etc.. The idea would be mixed-media art/calligraphy, to express an emotion(s) through letters, words, objects and/or art with dimension. Does not have to be a quote. Perhaps a word, sound or thing.

Breaking out of the traditional boxes that portray calligraphy would be fresh and interesting. Feel free if you wish to collaborate with someone to create a piece(s)

All art must be securely wire hangable but not confined to a frame.

I hope all of you find a way to show on the gallery walls. I will provide a list of emotions if you need some inspiration.

Please contact me if you have any questions or suggestions.

Cynthia Griffin cgriffin.629@gmail.com 541-261-0236 (phone or text)

THE CALLIGRAPHER'S GUILD
P.O.BOX 304
ASHLAND, OR 97520

President

Lynda Stevenson 541.292.4178
lyndagarden@yahoo.com

Secretary

Joann Cleckner
jzccpa@sonic.net

Treasurer

JoAnn Evans 541-535-2077
thegardenofweed.in@hotmail.com

Membership Chair

Anna Hinkle 541-708-1598
annagrammo@gmail.com

Social Media

Diana Brown 541-440-2697
bcobrown@charter.net

Webmaster

Steve Ostrander 541.772.0749
sostrand47@gmail.com

Newsletter Editor

Mary J. Danca 541.292.0471
emjade@opendoor.com

Exhibits

Cynthia Griffin 541.261.0236

Happy Birthday to our Members!



December

Jim Fety	Dec 8
Steve Ostrander	Dec 15
Anna Hinkle	Dec 26

**MERRY CHRISTMAS AND
HAPPY NEW YEAR
TO EVERYONE**



ZOOM Christmas Party 2020

Since we will not have a live Christmas Get Together this year, we will meet to celebrate the holidays with a Zoom Christmas Party on Dec. 19th. The party will start from 1:00-2:00 with 'doors' opening at 12:30 to assure everyone arrives in time. We can party as long as anyone likes.

We will start by showing handmade Christmas cards that we have received. There will be games and fun ways to celebrate Christmas virtually. Watch your email for more information as we continue to plan this.



Lynda Stevenson: Christmas cards for Grandsons

