

Rogue Pens

The Calligraphers' Guild
of Southern Oregon

www.roguepens.org

Oct - Nov - Dec 2025



From the President's /Editor's Desk

It was good to have guild members volunteering to lead monthly presentations in September, October and November. It is occasionally scary, but it is also a great learning experience and the guild is very supportive of these efforts for everyone involved.

The Holiday Party was well attended and the new gift exchange format was interesting and unpredictable. I would encourage the entire guild to participate in the card exchange, even from far flung regions. This gives everyone another chance to be creative and to connect with members artistically.

Now is the time to start thinking about the November 2026 exhibit in Jacksonville. The theme selected is "Mixed Emotions", which provides a wide range of subject matter and techniques. The exhibit will encourage a wide range of skill levels, so no one should feel intimidated. A combination of existing and new artwork will be accepted.

I would like to thank my fellow guild officers and committee persons for all the hard work and dedication to their jobs. I am looking forward to the new year with yodels, challenges and downright funniness.

May the Force be with you,

Michael

P.S. Remember that Zoom is always available for our meetings, for those who cannot attend in person, Zoom starts at 10:00 sharp as we only have a limited number of minutes available to us.



Thank You

THANK YOU: to all the guild members who contributed to this issue of RoguePens: Cynthia Griffin, Joanne Cleckner, Eleanor Lippman, Danita Urban, Patt Herdklotz, Brenda Eury, Virginia Silbowitz, Michael Holstein, JoAnn Evans and Michael Rowbottom.



Cover: One of Cynthia Griffin's handouts at the November meeting.



One of the more unusual Christmas greetings I received this year was from Guild Member, Michael Holstein at our Portland satellite. I pass this on to you all:

NOTE TO SELF: hydrate, eat lots of veggies, exercise, make a list and do the hardest thing first, look both ways before crossing, learn something new daily, smile at other people, volunteer, thank others for what they do, pick up a real book every day, praise myself for good deeds, work on balance and strength, sing more, brush and floss, cut desserts into small portions, practice a skill, get my 8 hours, help SOTV, watch my weight (use a smaller plate), parent my inner child, and tell people that Sandy and Michael wish them HAPPY HOLIDAYS.



In the Chinese zodiac, 2026 is the Year of the Horse, specifically the Fire Horse. This rare combination occurs only once every 60 years and is characterized by intense energy, passion, and rapid change.



A homework example



JoAnn Evans' homework

October Meeting




Joanne Cleckner presented our program for this meeting. She is a certified Zentangle instructor and she showed us an easy way to Decorate Upper Case Letters. She also demonstrated a simple greeting card that would be useful for any occasion.


We also held a raffle/drawing for three items. The Book of Kells Coloring Book was won by Virginia Silbowitz. A vintage 1992 Calligraphy Calendar was chosen by Danita Urban and Eleanor Lippman took home the full-color book on Card Making.



Joanne's step by step process for a Decorated Upper Case Letter:

Our instructor, Joanne Cleckner






November Meeting

Cynthia Griffin presented our program for the November meeting. Her choice was Action Shadow Letters inspired by comic books. She demo'd how to visualize shadow letters and provided excellent handouts for inspiration. (See cover, pages 5 and 12.)

She used a simple card format, but added a spring mechanism on the inside for movement. It was made with a basket weave using two strips of paper. The outside of the card used collage scraps which she provided.

The Raffle items were a gently used 24 color set of Yarka watercolors, a package of colorful origami papers and a Jean Formo 2005 Calligraphy Calendar of Proverbs.



Word balloon

A speech/word/dialogue balloon (or bubble) is a speech indicator, containing the characters' dialogue. The indicator from the balloon that points at the speaker is called a pointer or tail

Thought balloon

A thought balloon expresses a character's unvoiced thoughts and is usually shaped like a cloud, with bubbles as a pointer. Emotions can be expressed by the shape of the balloon—spiked balloons can indicate shouting, and "dripping" balloons can indicate sarcasm.

Sound effect

Sound effects or onomatopoeia are words without bubbles that mimic sounds. They are non-vocal sound images, from the subtle to the forceful, such as 'ding-ding' for a bell, to "WHAM" for an impact.

Onomatopoeia is a word that phonetically imitates the sound it describes, such as "buzz," "hiss," or "meow". These words are used to make writing more vivid by directly linking a sound to its written representation.

Animal sounds: "Woof," "quack," "oink," "moo," "chirp, woof, grrr, baa"

Impact or action sounds: "Bang," "crash," "boom," "pop," "splash," "sizzle, thump, smash"

Mechanical or other sounds: "Tick-tock," "whirr," "clang," "drip, sizzle, buzz, pop, whoosh"






A gathering of revelers.



There were goodies . . .



Our fearless leader.

Holiday Party

Our December get together was a Holiday Celebration, with finger foods, a gift exchange and a card exchange. We met at ScrappyCraft for an afternoon of socializing and fun.

High Diddle Diddle
Now here is a riddle
About a cow that jumped
over the moon!

Repairing the sleigh
So, it can get on its way
Is something that Santa
will know!

It crashed into a sleigh
That was well on its way
As Christmas was sure
coming soon!

He'll make use of Al
So once more it will fly
Behind reindeers leading
the way.

The reindeers were mad
As timing was bad
And deliveries are made
under the stars.

Is Al always right!
No! Santa's now out of
sight
Now where or where did
he go?

To people all over
This sleigh is a rover
Just like its namesake on
Mars!

Oh, what can we do
To make deliveries come
true
Go to Al and perhaps we
can see!

So where's the repair
shop
To which they must hop?
We'll tell them where
they should go!

I've figured it out
So, give me a shout
All your presents will be
delivered to me!!

and poetry.



*Cynthia checked the
Naughty / Nice List.*

*A visit from
Mrs. Claus.*





Right:
Joanne got
black paper
and a
sample.



Danita got clip art.

The Gift Exchange

This year's gift exchange was determined by fate and the roll of a die. Gifts traveled back and forth before finally coming to a rest after two rounds of play. At the end, a mutual exchange was permitted, although there were no takers this year.

CHRISTMAS DICE	
	MAKE 2 PEOPLE SWAP GIFTS
	EVERY ONE PASS THEIR GIFT TO LEFT
	SWAP YOUR GIFT WITH ANYONE
	SWAP YOUR GIFT FOR A SMALLER ONE
	EVERY ONE PASS THEIR GIFT 2Xs TO THE RIGHT
	LEAVE GAME WITH YOUR GIFT OR KEEP PLAYING

Cynthia got pop-ups.




Patt got tissue paper (?).



Virginia got . . . questions.



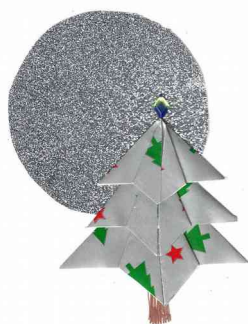


Patt Herdklotz

Card Exchange



Brenda Eury



Eleanor Lippman




Joanne Cleckner



Michael Rowbottom



Cynthia Griffin



Danita Urban



Virginia Silbowitz







JoAnn Evans

Part Two - Trees

We continue our exploration of Pareidolia n. per-oh-doe-lee-a, the psychological phenomenon in which the mind responds to a stimulus, often an image, by perceiving a familiar pattern.

Michael Holstein takes frequent walks around his Portland neighborhood and finds examples of pareidolia everywhere. He encourages people to explore their personal spaces, their living spaces and their neighborhoods with renewed awareness for this fascinating imagery. Seeing and recording their findings brings a new dimension to creativity and art.

Editor's Note: We will conclude this subject in a future issue. All photos by Michael Holstein.



Guild Gallery 1

Eleanor Lippman


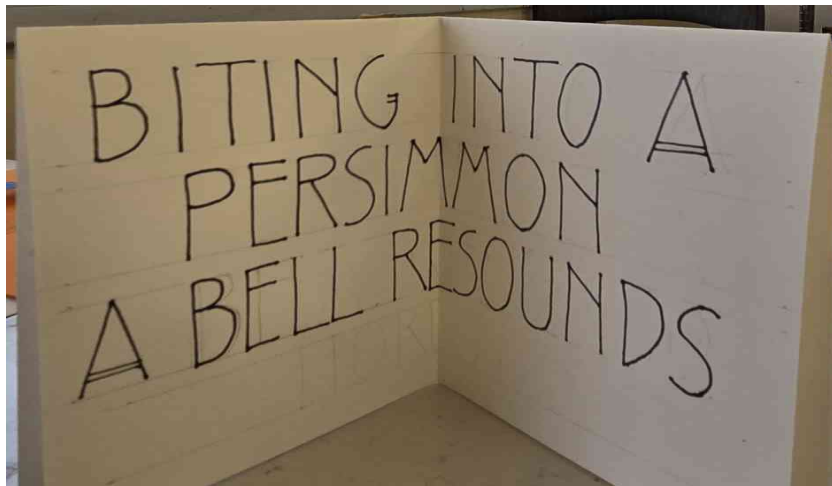


Eleanor made a card using cartoon lettering and used a paper spring on the inside for movement.



Virginia Silbowitz

A persimmon-themed card



Michael Rowbottom

L – An illuminated letter

R – A dragon drawing

WHAT DO YOU TINK OF MY ARTWORK
ITS MY FIRST TIME.

TOOTHLESS

Danita Urban

An illuminated letter on black paper.



Joanne Cleckner

The Inside and Outside of her folded card for the card exchange.



JoAnn Evans


A card using Eleanor's September origami



An illuminated capital



A Thank-You card



A B C D E F G H I J K L M

N O P Q R S T U V W X Y Z

a b c d e f g h i j k l m

n o p q r s t u v w x y z

0 1 2 3 4 5 6 7 8 9 ! " # \$ % & ' () * + , - . /

